


PETS



OBJECTIVES:

To develop an awareness of the responsibilities of owning a pet.

To develop in children an attitude of caring and pride regarding their own pets.

GROUP SIZE:

6 to 8 children per adult volunteer.

TIME FRAME:

This lesson is designed for a group meeting between 30 and 60 minutes.

BACKGROUND:

Most children are fascinated by animals. Help develop this fascination into an attitude of responsibility and caring for their pets. Through the games and activities children will learn about different kinds of pets and the care they require. Children will have fun and develop a sense of pride and responsibility by participating in the pet parade and show. Encourage children to appreciate how special it is to own a pet.

LIFE SKILL AREAS

Children will develop social skills through the group discussions and by taking part in the team relay game. Decision making skills will be developed through discussions about choices concerning pets and their care. Large motor skills will be developed through active games. Small motor skills and eye-hand coordination will be developed by constructing a "pet" using scissors, glue and markers.

HELPS TO THE VOLUNTEERS

Try these suggestions:

- Choose one or two of the following activities from each section.
- Try to create appropriate atmosphere by decorating the room with posters and props, using costumes related to the activity, pre-meeting preparation by the 4-H members, thinking about special seating arrangements, and playing background music.

LEARNING ACTIVITIES:


I. GETTING STARTED

☀ **ACTIVITY:** "What's in the Bag" (3 - 5 minutes)

Grade Level: K - 2

Materials: a pillowcase filled with pet items such as dog bones, pet toys, fish net, water bottle or bowl.

Pass the pillowcase around and ask the children to feel inside without peeking. Ask them to see if they can guess what the items are and what they have in common. Ask them to keep their ideas to themselves until everyone has had a chance to feel inside the pillowcase. When everyone has had an opportunity to feel the items, ask what kinds of things they felt. Give them clues and hints to help them discover what the items have in common.



Application: Ask the children to look at home for different kinds of pet items. How many can they find? What are they used for? If the child has no pets at home, encourage them to look at a friend's home or in the grocery store where pet food is displayed.

☀ **ACTIVITY:** "Pet Survey" (4 - 6 minutes)

Grade Level: K - 2

Materials: large piece of paper, marker.


Write "PETS" at the top of the paper. Tell the children you want to do a survey of all the different kinds of pets that they own. Ask each child what pets they have at home. Make a list of the different animals and their names on the paper. After each child tells about their pet, ask the rest of the group to tell you, by a show of hands, how many have the same kind of pet. Record this number by making check marks opposite the animal's name on the paper. Talk about the following:

- Which type of pet is the most common?
- What are the names of the pets?
- What is special about each pet?

Application: Encourage the children to be aware of the different pets their friends and neighbors have.

What kind of pet is the most common?

Why do you think so?



☀ **ACTIVITY:** "You're Acting Like an Animal!" (5 - 7 minutes)

Grade Level: K - 2

Materials: none.

Ask the children to think about all the different ways they have seen animals act. What happens when they are scared, tired, hungry or excited? Invite the children as a group to use their wildest imaginations and act out how they think the following animals would act:

- a happy cat
- a hot dog
- a hungry fish
- an angry cat
- an excited hamster
- an angry dog
- a scared horse`
- a frightened bird
- an angry parakeet
- a tired bunny



Application: Ask the children to observe their pets and see if they can determine what a pet is feeling or what they need by the way the pet is behaving.

II. DIGGING DEEPER

☀ **ACTIVITY:** "Pet Riddles" (3 - 5 minutes)

Grade Level: K - 2

Materials: none.

Ask the children to put on their thinking caps and see if they can figure out the following pets:

- I sleep in the day and like to stuff my mouth. (hamster)
- I have 9 lives. (cat)
- I can whistle and I like to preen my feathers. (bird)
- I wag my tail when I'm happy. (dog)
- I like to sun myself and carry my own house on my back. (turtle)
- I use gills to breathe. (fish)
- I can change colors to camouflage myself. (chameleon)
- I shed my skin and have no legs. (snake)
- I eat hay and am strong enough for you to ride on me. (horse)

Note to the Volunteer: Have the children make extra spinners to use in the Art Exhibit and Cloverbud Display lessons in the subject area of Community Expressive Arts.

☀ **ACTIVITY:** Fingerplay "There Was a Little Turtle" (3 - 5 minutes)

Grade Level: K - 2

Materials: none.

Enjoy this fingerplay with the children.

"There Was a Little Turtle"
by Vachel Lindsay

There was a little turtle. (make small circle with hands)
He lived in a box. (shape hands into a square)
He swam in a puddle. (put hands on top of each other and "paddle" thumbs)
He climbed on the rocks. (use fingers of one hand to crawl onto the other)

He snapped at a mosquito. (clap)
He snapped at a flea. (clap)
He snapped at a minnow. (clap)
He snapped at me! (clap)

He caught the mosquito. (grab, and snap hands shut)
He caught the flea. (grab, and snap hands shut)
He caught the minnow. (grab, and snap hands shut)
But he didn't catch me! (wag pointer finger, then touch chest with finger)

☀ **ACTIVITY:** "Animal Relay" (6 - 8 minutes)

Grade Level: K - 2


Materials: none.

Divide the group into teams of six or less. Explain that the teams will be doing a relay. Each team member will move in a special "animal" way to the other end of the room and back.

Line the teams up. Have the first child in each line hop like a rabbit to the end of the room and back.

The second child will walk like a crab; the third child will waddle like a duck. Repeat the sequence until all children have had a turn. Emphasize that

this is not a race or contest; there will be no winners or losers. Encourage all team members to clap and cheer for everyone. When everyone is finished, have the group give themselves a standing ovation!



Application: Ask the children to think about all the ways animals move. Encourage them to observe their pets at home and animals outside or at the zoo.


III. LOOKING WITHIN

☀ **ACTIVITY:** "Create a Pet" (9 - 11 minutes)

Grade Level: K - 2

Materials: newspaper, shoe boxes, paper rolls, milk cartons, yarn, masking tape, construction paper, scissors and glue.

Ask the children to use their imaginations and creativity to make an imaginary pet. Let them decide how many legs, tails, and even heads it has! Help them roll newspaper into shapes and secure it with masking tape. Encourage them to use the boxes, yarn, and paper rolls and construction paper any way they wish to complete their pet. Ask them to think of a name for their pet as they make it.



Note to the Volunteer: Have the children make extra "pets" to use in the Art Exhibit and Cloverbud Display lessons in the subject area of Community Expressive Arts.


Application: Ask the children to use their imaginations to make something for a pet. Would a kitten enjoy a special box to play in? Would a dog play with a new toy?

☀ **ACTIVITY:** "Pet Parade and Show" (10 - 15 minutes)

Grade Level: K - 2

Materials: "pets" for each child (one they have made, or a stuffed animal from home), a record or tape player, and music selections with an animal theme.

Help the "pets" and their owners line up; start the music and let the parade begin! Encourage the children to march around the room to the beat of the music. When the music ends, have the children line their pets up and, one by one, introduce them. Have them demonstrate "tricks," or share any special stories or information about their "pets."



☀ **ACTIVITY:** "Awards Ceremony" (7 - 9 minutes)

Grade Level: K - 2

Materials: award "ribbons" made from construction paper (one for each child), a marker, and a camera.

Before beginning, fill out an award ribbon for each child. Everyone will win first place in something (biggest, cutest, funniest, etc.). Gather the children in a circle and have them sit with their "pets." Congratulate them for the great job on the pet parade and pet show. Provide lots of positive feedback about their pets. Present each with their ribbon and a handshake. Take a group photo after everyone has received their award.

Application: Encourage children to take pride in their pets at home by grooming them and keeping where they live clean and comfortable.

IV. BRINGING CLOSURE

☀ **ACTIVITY:** Song "Old MacDonald Variation" (5- 7 minutes)

Grade Level: K - 2

Materials: none.

Everybody knows this old favorite! Substitute children's first and last names for "MacDonald" and ask them to supply the name of a pet. Make sure each child gets to lead a verse of the song!

Old (childs' first and last name) had a farm.

E - I - E - I - O!

And on his farm he had a (child's choice of pet).

E - I - E - I - O!

With a (sound) (sound) here

And a (sound) (sound) there

Here a (sound) there a (sound)

Everywhere a (sound) (sound)

Old (childs' first and last name) had a farm.

E - I - E - I - O!



V. GOING BEYOND

1. Visit a pet shop. Ask the shopkeeper to show you different kinds of pets and what is needed to care for them.
2. Make a pet collage. Cut out pictures of animals from magazines and calendars. Glue the pictures to a piece of construction paper. Give your pets names and write their names on the paper.

Reading Adventures

This listing of reading materials can be used by you as background, or for sharing before to set the stage for the lesson or for sharing afterwards to reinforce the lesson.

Pet Show! by Ezra Jack Keats

Sesame Street Pet Show, by Emily Perl Kingsley